

FAG sets of mounting tools EINBAU.SET.ALU and EINBAU.SET.ST

The FAG sets of mounting tools are suitable for cost-effective and safe mounting of rolling bearings with bore diameters of 10 mm to 50 mm or an outside diameter of 26 mm to 110 mm.

Sleeves, spacers, seals and similar parts can also be easily mounted by using the EINBAU.SET.ALU and EINBAU.SET.ST (former FAG designation 172013).

Tightly fitted inner rings can be driven onto the shaft or outer ring into the housing bore by hitting the mounting sleeve with the hammer. In this way rolling elements and raceways do not transmit the mounting force and become damaged. The perfectly matched precision components insure uniform transmission of the forces onto the faces of the bearing rings.

Where the EINBAU.SET.ALU is concerned the mounting sleeves are made of aluminium and the mounting rings of plastic. The components are easy to handle and relatively reasonable in price.

A long wear-free period of application is achieved with the EINBAU.SET.ST where mounting sleeves and rings are made of steel. The tools can also be used with workshop power presses.



FAG Mounting Tool Set EINBAU.SET.ALU

Application · Features

Application

225 different rolling bearings and other components can be mounted for a particularly good price with the EINBAU.SET.ALU. This mounting tool set is very easy to handle thanks to the lightness of the components.

Features

The tool set comprises 33 different mounting rings and 3 mounting sleeves as well as a hammer. The rings are made of shock-proof plastic eliminating metal to metal contact and damage to the bearing seats or their premature wear. The mounting sleeves are made of aluminium. The head of the recoilless hammer (0.7 kg) does not emit sparks. Each sleeve can be pushed over the shaft end as far as 220 mm.

The combination of mounting ring and sleeve required for the application in question can be taken from the table on the lid of the case.

The parts are driven onto the shaft by hitting the sleeve with the enclosed hammer.

The tools are conveniently kept in a case.

Size of box: 430 x 320 x 100 mm.

Delivery includes:

33 mounting rings
3 mounting sleeves
1 hammer
1 case



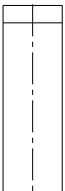
Weight of complete tool set:
4.7 kg

Order designation for tool set:
EINBAU.SET.ALU




FAG Mounting Tool Set EINBAU.SET.ALU

Selection Table

Mounting sleeve	Mounting ring No.		Series 60, 62 63, 64	Series 12, 22 13, 23	Series 72B 73B	Series 32 33	Series 213, 222 223	Series NU/NJ/N 2, 3, 4	Series 302, 303 322	Series 313 323
		10-26 10-30	6000 6200	129 1200 2200			3200			
	10-35 12-28 12-32	6300 6001 6201	1300 1201 2201			3201				
	12-37	6301	1301 2301							
	15-32 15-35	6002 6202	1202 2202	7202B		3202				
	15-42	6302	1302 2302			3302			30302	
	17-35 17-40	6003 6203	1203 2203	7203B		3203			30203	
	17-47	6303	1303 2303	7303B		3303			30303	
	20-42 20-47	6004 6204	1204 2204	7204B		3204		204		
	20-52	6304 6403	1304 2304	7304B		3304	21304	304	30304	32304
	25-47 25-52	6005 6205	1205 2205	7205B		3205	22205	205	30205	
	25-62	6305 6404	1305 2305	7305B		3305	21305	305	30305	31305 32305
	30-55 30-62	6006 6206	1206 2206	7206B		3206	22206	206	30206 32206	
	30-72	6306 6405	1306 2306	7306B		3306	21306	306 405	30306	31306 32306
	35-62 35-72	6007 6207	1207 2207	7207B		3207	22207	207	30207 32207	
	35-80	6307 6406 6008	1307 2307	7307B		3307	21307	307 406	30307	31307 32307
	40-80	6208	1208 2208	7208B		3208	22208	208	30208 32208	
	40-90	6308 6407	1308 2308	7308B		3308	21308 22308	308 407	30308	31308 32308
	45-75 45-85	6009 6209	1209 2209	7209B		3209	22209	209	30209 32209	
	45-100	6309 6408	1309 2309	7309B		3309	21309 22309	309 408	30309	31309 32309
	50-80 50-90	6010 6210	1210 2210	7210B		3210	22210	210	30210 32210	
	50-110	6310 6409	1310 2310	7310B		3310	21310 22310	310 409	30310	31310 32310

If only bearing outer rings are to be installed, for example when shaft is dismounted, the mounting rings no. 50-90, no. 45-100 and no. 50-110 are used according to the following table.

	50-90	6011						
		6012						
	45-100	6013	1211	7211B	3211	22211	211	
		6211	2211					
	50-110	6014	1212	7212B	3212	22212	212	
		6015	1213	7213B	3213	22213	213	
		6212	2212	7311B	3311	21311	311	
		6213	2213			22311	410	
		6311	1311					
		6410	2311					

FAG Mounting Tool Set EINBAU.SET.ST

Application · Features

Application

The mounting tool set EINBAU.SET.ST (former FAG designation 172013) is suitable for maximum stressing and a long life. The tools can also be used for pressing in or out on workshop power presses.

Features

The tool set comprises 33 different hardened mounting rings and 5 mounting sleeves made of tool steel. The nylon head of the recoilless hammer (0.7 kg) does not emit sparks. Each sleeve can be pushed over the shaft end as far as 220 mm.

The combination of mounting ring and sleeve required for the application in question can be taken from the table on the lid of the box.

Integrated O rings allow the parts to be fitted into each other in positive contact. The parts are driven onto the shaft by hitting the sleeve with the enclosed hammer.

The tools are conveniently kept in a tin box.

Size of box: 370 x 320 x 70 mm.

Delivery includes:

33 mounting rings
5 mounting sleeves
1 hammer
1 tin box

Weight of complete tool set:
21 kg

Order designation for tool set:
EINBAU.SET.ST



FAG Mounting Tool Set EINBAU.SET.ST

Selection Table

Mounting sleeve	Mounting ring No.											
			Series 60, 62 63, 64	Series 12, 22 13, 23	Series 72B 73B	Series 32 33	Series 213, 222 223	Series NU/NJ/N 2, 3, 4	Series 302, 303 322	Series 313 323		
 A	1 (10-26 mm)	2 (10-30 mm)	6000	129								
			6200	1200		3200						
				2200								
		3 (10-35 mm)		6300	1300							
		4 (12-28 mm)		6001								
		5 (12-32 mm)		6201	1201		3201					
	6 (12-37 mm)		6301	1301								
			2301									
 B		7 (15-32 mm)	6002									
		8 (15-35 mm)	6202	1202	7202B	3202						
				2202								
		9 (15-42 mm)		6302	1302		3302		30302			
					2302							
	10 (17-35 mm)		6003	1203	7203B	3203			30203			
	11 (17-40 mm)		6203	1203								
				2203								
	12 (17-47 mm)		6303	1303	7303B	3303			30303			
				2303								
 C		13 (20-42 mm)	6004									
		14 (20-47 mm)	6204	1204	7204B	3204		204				
				2204								
		15 (20-52 mm)		6304	1304	7304B	3304	21304	304	30304		
				6403	2304					32304		
		16 (25-47 mm)		6005								
		17 (25-52 mm)		6205	1205	7205B	3205	22205	205	30205		
	18 (25-62 mm)			2205								
			6305	1305	7305B	3305	21305	305	30305			
			6404	2305					31305			
									32305			
 D		19 (30-55 mm)	6006									
		20 (30-62 mm)	6206	1206	7206B	3206	22206	206	30206			
				2206					32206			
		21 (30-72 mm)		6306	1306	7306B	3306	21306	306	30306		
				6405	2306				405	31306		
		22 (35-62 mm)		6007						32306		
		23 (35-72 mm)		6207	1207	7207B	3207	22207	207	30207		
					2207					32207		
	24 (35-80 mm)		6307	1307	7307B	3307	21307	307	30307			
			6406	2307				406	31307			
									32307			
 E		25 (40-68 mm)	6008									
		26 (40-80 mm)	6208	1208	7208B	3208	22208	208	30208			
		27 (40-90 mm)		6308	1308	7308B	3308	21308	308	30308		
				6407	2308				407			
		28 (45-75 mm)		6009								
		29 (45-85 mm)		6209	1209	7209B	3209	22209	209	30209		
					2209					32209		
		30 (45-100 mm)		6309	1309	7309B	3309	21309	309	30309		
				6408	2309				408	31309		
		31 (50-80 mm)		6010						32309		
		32 (50-90 mm)		6210	1210	7210B	3210	22210	210	30210		
					2210					32210		
		33 (50-110 mm)		6310	1310	7310B	3310	21310	310	30310		
			6409	2310				409	31310			
									32310			

If only bearing outer rings are to be installed, for example when shaft is dismounted, the mounting rings no. 32 (50-90mm), no. 30 (45-100mm) and no. 33 (50-110mm) are used according to the following table.

 E	32 (50-90 mm)	6011				
		6012				
	30 (45-100 mm)	6013	1211	7211B	3211	22211
		6211	2211			211
	33 (50-110 mm)	6014	1212	7212B	3212	22212
		6015	1213	7213B	3213	22213
		6212	2212	7311B	3311	21311
		6213	2213			22311
		6311	1311			410
		6410	2311			

Other FAG Publications

A selection of other FAG publication

Catalogue WL 41 520	FAG Rolling Bearings
Publ. No. WL 00 106	W.L.S. Rolling Bearing Learning System
Publ. No. WL 80 100	Mounting and Dismounting of Rolling Bearings
Publ. No. WL 80 102	How to Mount and Dismount Rolling Bearings Hydraulically
Publ. No. WL 80 103	FAG Hydraulic Nuts
Publ. No. WL 80 107	FAG Induction Heating Equipment
Publ. No. WL 80 111	Rolling Bearing Mounting Cabinet and Mounting Sets - a fundamental course for vocational training
Publ. No. WL 80 123	All about the Rolling Bearing - FAG Training Courses on Rolling Bearings Theory and Practice
Publ. No. WL 80 102	Rolling Bearing Damage
TI No. WL 00-11	FAG Videos on Rolling Bearings
TI No. WL 80-9	FAG Heating Rings
TI No. WL 80-14	Mounting and Dismounting of Spherical Roller Bearings with Tapered Bore
TI No. WL 80-38	Mounting of Self-Aligning Ball Bearings on Adapter Sleeves
TI No. WL 80-46	FAG Hand Pump Sets
TI No. WL 80-47	FAG Induction Heating Devices
TI No. WL 80-48	FAG Mechanical Extractors
TI No. WL 80-51	FAG Temperature Measuring Instrument

FAG OEM und Handel AG

A company of the FAG Kugelfischer Group

Postfach 1260 · D-97419 Schweinfurt

Tel. +49-97 21 / 91-38 41

Fax +49-97 21 / 91-38 09

E-mail: koeniger_p@fag.de

www.fag.com

FAG sets of mounting tools EINBAU.SET.ALU and EINBAU.SET.ST

Every care has been taken to ensure the correctness of the information contained in this publication but no liability can be accepted for any errors or omissions. We reserve the right to make changes in the interest of technical progress.

© by FAG 2001 · Reproduction in full or in part only with our explicit permission.

TI No. WL 80-49 E/97/3/01 · Printed in Germany by Weppert GmbH & Co. KG